

# **FACULTY DEVELOPMENT CELL**



## **SUMANDEEP VIDYAPEETH ANNUAL REPORT**

**2017-18**

**AIM:**

To build a platform of innovation and educational leadership to strengthen the faculty profile to compete with the world class excellence and to bring a qualitative and quantitative change in the teaching-learning process for both undergraduate and post graduate students of the university.

**Constitution of Faculty Development Program Cell:**

Faculty Development Program Cell of Sumandeep Vidyapeeth is run by Faculty Development committee of the university.

**Director:** Dr. Hetal Pandya, Professor and Head, Dept. of General Medicine, SBKSMI&RC

**Member Secretary:** Dr. Medha Wadhwa, Assistant Professor, Department of Management

**Members of the committee:** The details of members are given in Table 1.

**Table 1: Members of Faculty Development Cell, SV**

| <b>Sr. No.</b> | <b>Name</b>         | <b>Institute</b>          | <b>FDC Designation</b> | <b>Contact details</b>                          |
|----------------|---------------------|---------------------------|------------------------|-------------------------------------------------|
| 1              | Dr.Hetal Pandya     | SBKSMI&RC                 | Director               | 9998055159, Ext: 451<br>drhetalpandya@gmail.com |
| 2              | Dr.Medha Wadhwa     | Department of Pharmacy    | Member Secretary       | 9537624644<br>drmedhakalyan@gmail.com           |
| 3              | Dr.Nalina Gupta     | College of Physiotherapy  | Member                 | 9638556666<br>nalinagupta0406@gmail.com         |
| 4              | Dr.Neeraj Deshpande | KMSDC & H                 | Member                 | 7600918500<br>drneeraj78@gmail.com              |
| 5              | Dr. Ajay Singh      | KMSDC & H                 | Member                 | 8209870081<br>drajayinendo@gmail.com            |
| 6              | Mr. Kevin Christian | Sumandeep Nursing College | Member                 | 8758247037<br>christian.kevin7@gmail.com        |
| 7              | Dr.Chintan Aundhia  | Pharmacy                  | Member                 | 9924828241<br>aundhia@gmail.com                 |
| 8              | Dr.Jayna Devalia    | SBKSMI&RC                 | Member                 | 9978998836<br>jaynadevalia@gmail.com            |

In the year 2017-18 FDC held following meetings as per the below table: (\* The Agenda, Minutes of Meeting and Action taken reports for the same have been submitted to the Deputy Registrar Office)

| <b>Sr. No</b> | <b>Date</b> |
|---------------|-------------|
| 1             | 31/08/2017  |
| 2             | 13/12/2017  |
| 3             | 28/02/2018  |
| 4             | 10/03/2018  |
| 5             | 17/05/2018  |
| 6             | 25/07/2018  |

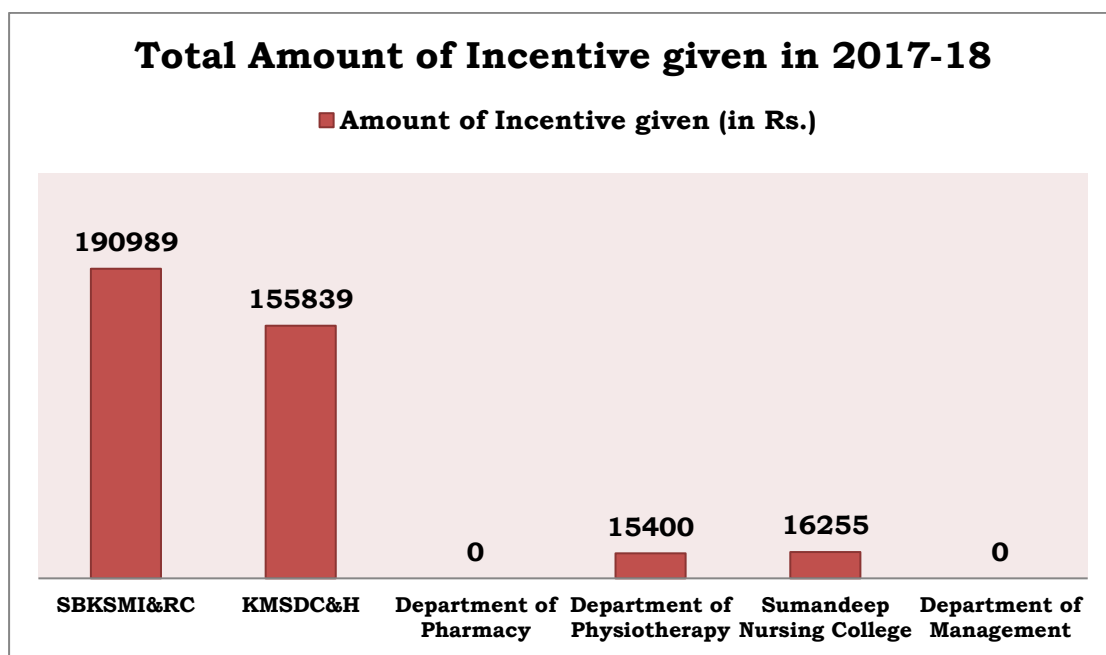
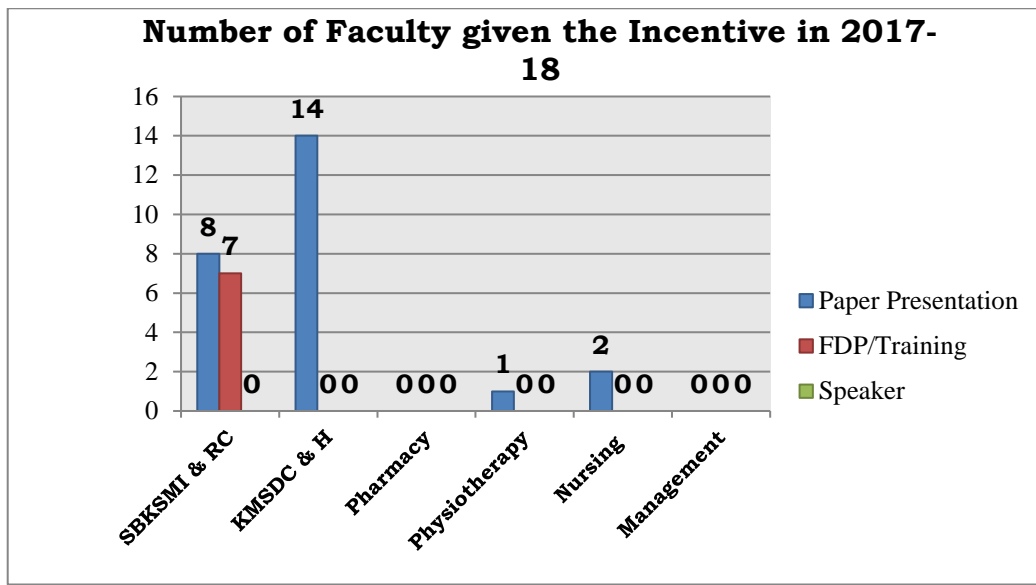
### **SUMMARY OF ACTIVITIES DONE UNDER FDC (2017-18)**

#### **Incentives given during academic year 2017-18:**

During 1<sup>st</sup> August 2017 to 31<sup>st</sup> July 2018, total 32 faculties of various constituent institutes were benefited under the policy of incentive for paper/poster presentation and attending FDP. Out of 32 faculties, 25 faculties were given incentive for paper (poster/oral) presentation and 07 faculties were given incentives for attending various faculty development program/training. During this academic year FDC, SV has released total 3,78,483/- INR as incentive to various faculties for presenting paper or attending FDP/Training. (Table 2)

**Table 2: Annual Incentive Data (2017-18)**

| <b>Institutes</b>           | <b>Paper Presentation</b> | <b>FDP/Training</b> | <b>Speaker</b> | <b>Total</b> | <b>Incentive Given</b> |
|-----------------------------|---------------------------|---------------------|----------------|--------------|------------------------|
| SBKSMI&RC                   | 08                        | 7                   | 0              | 15           | 190989                 |
| KMSDC&H                     | 14                        | 0                   | 0              | 14           | 155839                 |
| Department of Pharmacy      | 0                         | 0                   | 0              | 0            | 0                      |
| Department of Physiotherapy | 1                         | 0                   | 0              | 1            | 15400                  |
| Sumandeep Nursing College   | 2                         | 0                   | 0              | 2            | 16255                  |
| Department of Management    | 0                         | 0                   | 0              | 0            | 0                      |
| <b>Total</b>                | <b>25</b>                 | <b>7</b>            | <b>0</b>       | <b>32</b>    | <b>378483</b>          |

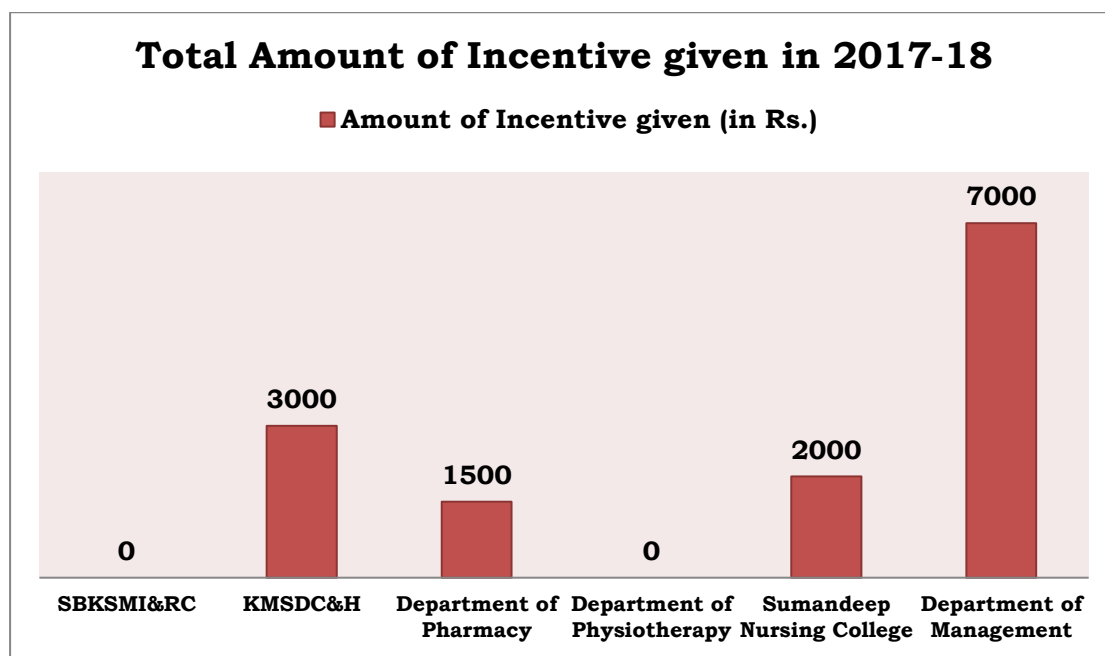
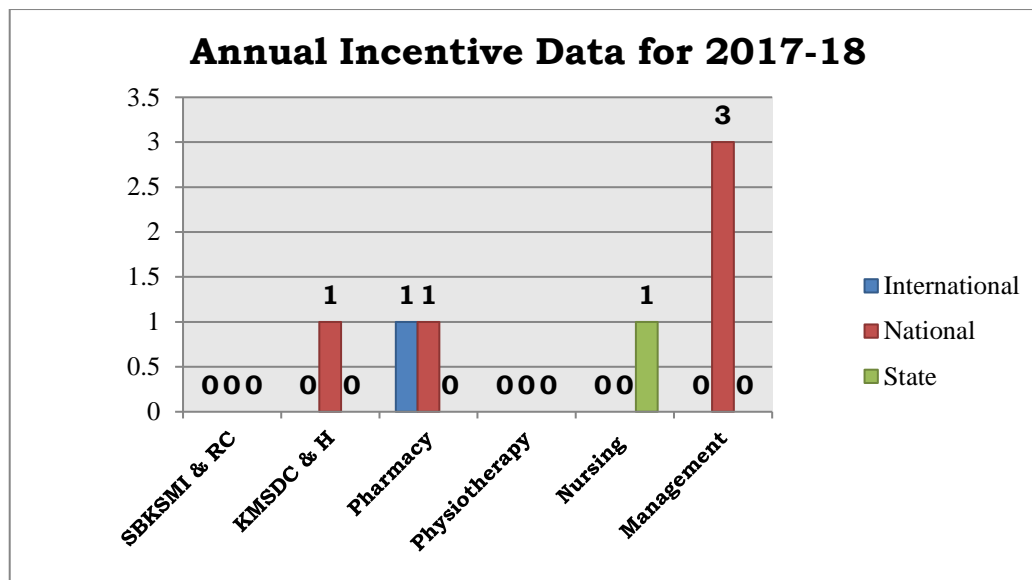


**Incentives given for Award in Paper/Poster Presentation:**

During 1<sup>st</sup> August 2017 to 31<sup>st</sup> July 2018, total 07 faculties of various constituent institutes were benefited under this policy for award of paper/poster presentation. Out of 07 faculties, 05 faculties were given incentive for award in paper/poster presentation at national level. During this academic year FDC, SV has released total 13500/- INR as incentive to various faculties for winning the award in paper/poster presentation. (Table 3)

**Table 3: Annual Incentive Data for Awards in Paper/Poster Presentation (2017-18)**

| <b>Institutes</b>           | <b>International</b> | <b>National</b> | <b>State</b> | <b>University</b> | <b>Institute</b> | <b>Total</b> | <b>Incentive Given</b> |
|-----------------------------|----------------------|-----------------|--------------|-------------------|------------------|--------------|------------------------|
| SBKSMI&RC                   | 0                    | 0               | 0            | 0                 | 0                | 0            | 0                      |
| KMSDC&H                     | 0                    | 01              | 0            | 0                 | 0                | 1            | 3000                   |
| Department of Pharmacy      | 1                    | 1               | 0            | 0                 | 0                | 2            | 1500                   |
| Department of Physiotherapy | 0                    | 0               | 0            | 0                 | 0                | 0            | 0                      |
| Sumandeep Nursing College   | 0                    | 0               | 1            | 0                 | 0                | 1            | 2000                   |
| Department of Management    | 0                    | 03              | 0            | 0                 | 0                | 3            | 7000                   |
| Total                       | 01                   | 5               | 1            | 0                 | 0                | 07           | 13500                  |



- **Academic Events organized during academic year 2017-18 (through FDC):**

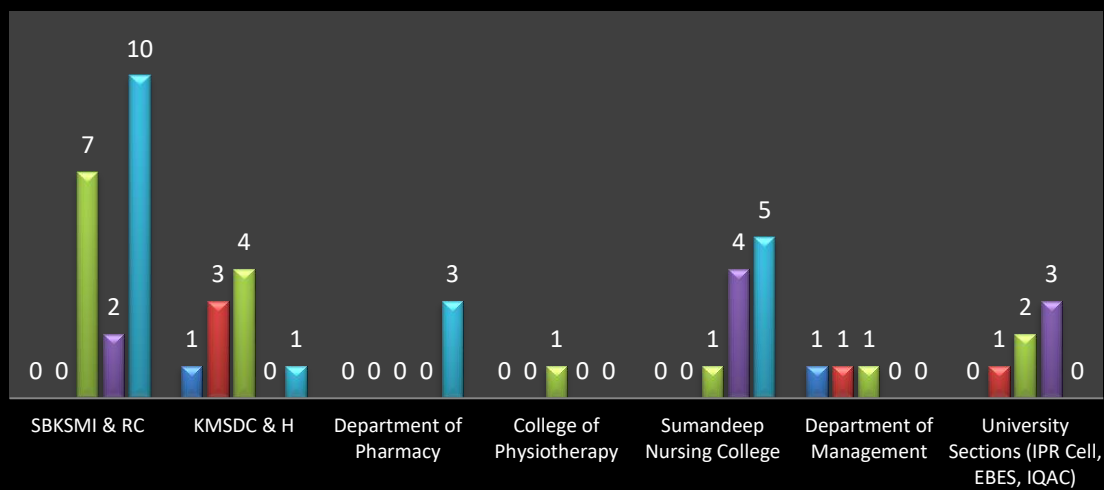
During 1<sup>st</sup> August 2017 to 31<sup>st</sup> July 2018, total 51 applications from all the constituent institutes and University Section of Sumandeep Vidyapeeth for academic events organization were reviewed by FDC, SV. Out of 51 academic events organized, 2 were International level, 05 events were of national level, 16 events organized at state level, 9 events were of university level and 19 events were of institute level. The amount funded by the university in the organization of academic events was Rs. 1, 22,500. (Table 4)

**Table 4: Annual Academic events organized data (2017-18)**

| <b>Institute</b>                           | <b>No. of Events</b> | <b>International</b> | <b>National</b> | <b>State</b> | <b>University</b> | <b>Institute</b> |
|--------------------------------------------|----------------------|----------------------|-----------------|--------------|-------------------|------------------|
| SBKSMI & RC                                | 19                   | 0                    | 0               | 7            | 2                 | 10               |
| KMSDC & H                                  | 09                   | 01                   | 3               | 4            | 0                 | 01               |
| Department of Pharmacy                     | 3                    | 0                    | 0               | 0            | 0                 | 03               |
| College of Physiotherapy                   | 1                    | 0                    | 0               | 1            | 0                 | 0                |
| Sumandeep Nursing College                  | 10                   | 0                    | 0               | 1            | 4                 | 05               |
| Department of Management                   | 3                    | 01                   | 01              | 1            | 0                 | 0                |
| University Sections (IPR Cell, EBES, IQAC) | 6                    | 0                    | 01              | 2            | 3                 | 0                |
| <b>Total</b>                               | <b>51</b>            | <b>2</b>             | <b>5</b>        | <b>16</b>    | <b>9</b>          | <b>19</b>        |

## Academic Events Organized (Through FDC)

■ International ■ National ■ State ■ University ■ Institute



## **ANALYSIS OF ACADEMIC DATA OF UNIVERSITY**

**(Collected, Compiled and Analyzed by FDC)**

- PAPER/POSTER PRESENTATIONS BY FACULTY**

**Table 5: Paper/Poster presentation by faculty (2017-18)**

| International | National | State | Total |
|---------------|----------|-------|-------|
| 05            | 53       | 06    | 64    |

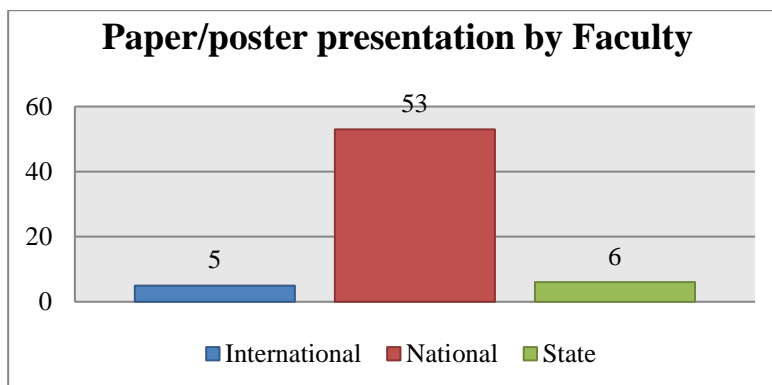


Table 5 shows the number of faculty who participated in paper and poster presentation at various academic events. The analysis shows that there were 05 paper/poster presentations by the faculty at the international level, 53 were at the national level and 6 were at the state level.

- FACULTY SERVING AS CHAIRPERSONS**

**Table 6: Faculty serving as chairpersons (2017-18)**

| International | National | State | Total |
|---------------|----------|-------|-------|
| 01            | 16       | 13    | 30    |

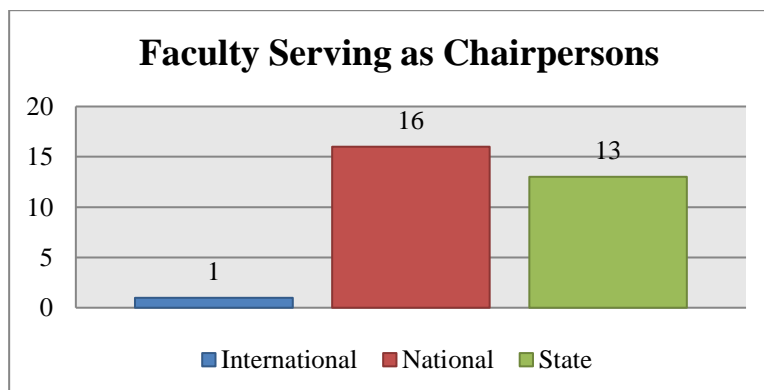


Table 6 shows the faculty serving as chairpersons at various academic events. There was 01 international event where the faculty from Sumandeep Vidyapeeth served as

chairpersons. The national level events were 16 and state level events were 13 where the faculty served as chairpersons.

- FACULTY SERVED AS EXPERTS IN VARIOUS ACADEMIC EVENTS**

**Table 7: Faculty served as experts in various academic events (2017-18)**

| <b>International</b> | <b>National</b> | <b>State</b> | <b>Total</b> |
|----------------------|-----------------|--------------|--------------|
| 00                   | 03              | 34           | 37           |

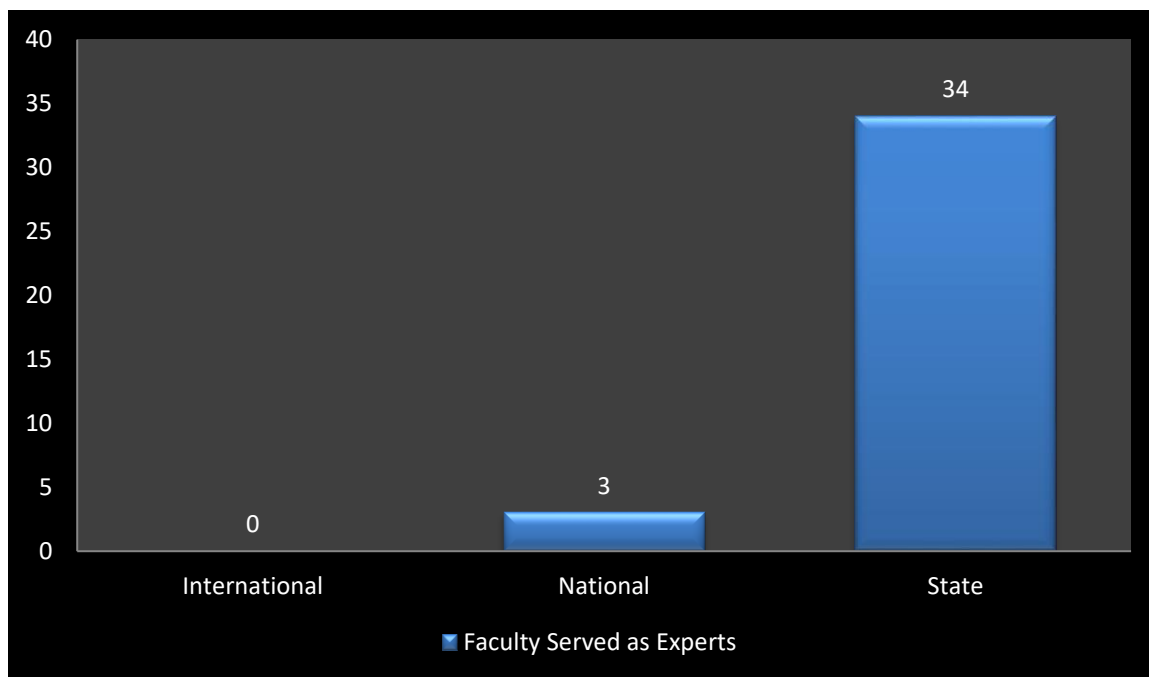


Table 7 shows that there were 03 national and 34 state level events where the faculty of Sumandeep Vidyapeeth was invited as experts in various academic events.

- FACULTY SERVED AS RESOURCE PERSONS IN VARIOUS ACADEMIC EVENTS**

**Table 8: Faculty served as resource persons in various academic events (2017-18)**

| <b>International</b> | <b>National</b> | <b>State</b> | <b>Total</b> |
|----------------------|-----------------|--------------|--------------|
| 04                   | 19              | 161          | 184          |

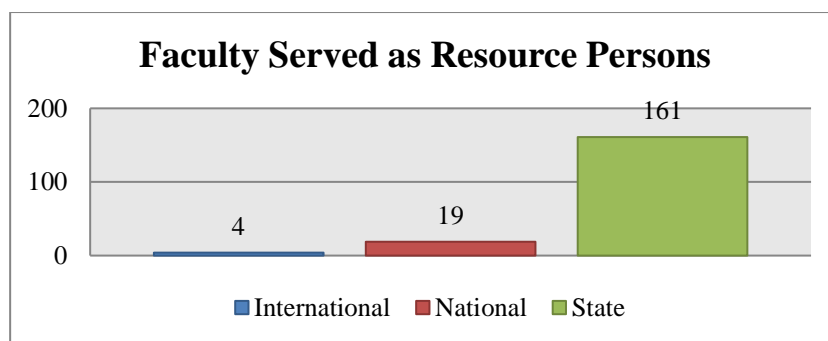


Table 8 shows the number of events where the faculty of Sumandeep Vidyapeeth served as resource persons in various academic events. Among the total 184 events, 04 were international, 19 were national and 161 were state level events.

- FACULTY PARTICIPATION IN CONFERENCES, WORKSHOPS etc.**

**Table 9: Faculty Participation in Conferences, Workshops, CMEs etc. (2017-18)**

| International | National | State | Total |
|---------------|----------|-------|-------|
| 68            | 170      | 1094  | 1332  |

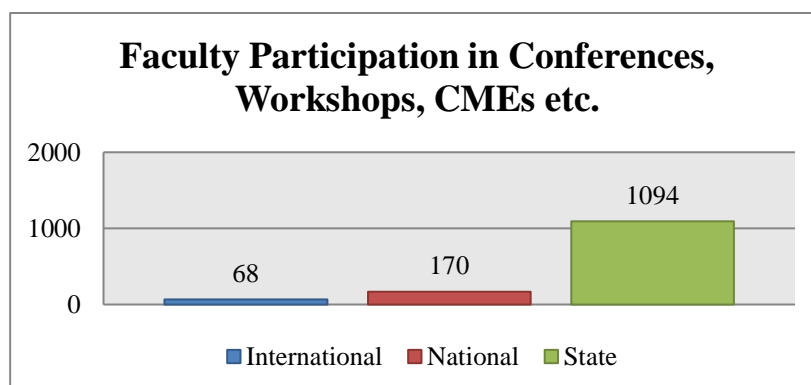


Table 9 shows the faculty participation in various academic events. In total 68 faculties from the university participated in international level events, 170 in national and 1094 in state level academic events.

- ACADEMIC EVENTS ORGANIZED**

**Table 10: Academic events organized (2017-18)**

| International | National | State | University | Institute | Total |
|---------------|----------|-------|------------|-----------|-------|
| 17            | 08       | 19    | 10         | 37        | 91    |

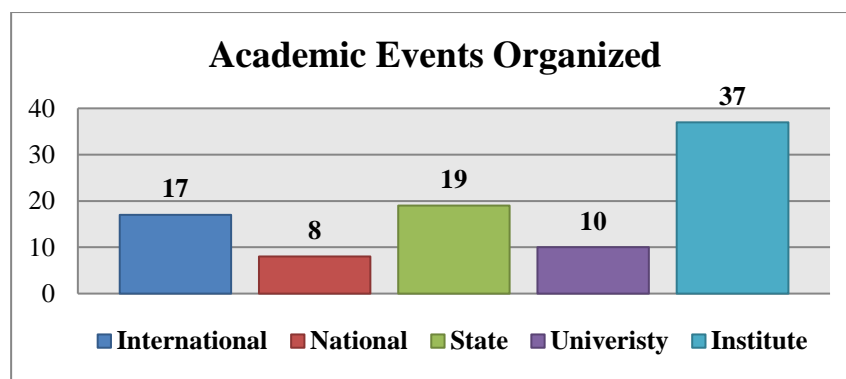


Table 10 shows the number of academic events organized by all the constituent institutes and various cell of Sumandeep Vidyapeeth during the academic year 2017-18. There were 17 international, 08 national, 19 state, 10 university and 37 college level academic events organized.

**FINAL VERIFIED DATA (Submitted to IQAC on 25.07.2018)**

**(1<sup>st</sup> Aug 2017 to 25<sup>th</sup> July 2018)**

1. Faculty participation in conferences and symposia:

| No. of Faculty               | International level | National level | State level |
|------------------------------|---------------------|----------------|-------------|
| Attended Seminars/ Workshops | 68                  | 165            | 1039        |
| Presented Papers             | 05                  | 53             | 06          |
| Resource Persons             | 04                  | 19             | 154         |

2. Initiatives undertaken towards faculty development

| <i>Faculty / Staff Development Programmes</i>  | <i>Number of faculty benefitted</i> |
|------------------------------------------------|-------------------------------------|
| Refresher courses                              | 3                                   |
| UGC - Faculty Improvement Programme            | 0                                   |
| HRD programmes                                 | 01                                  |
| Orientation programmes                         | 61                                  |
| Faculty exchange programme                     | 0                                   |
| Staff training conducted by the university     | 996+61=1057                         |
| Staff training conducted by other institutions | 229+3=232                           |
| Summer / Winter schools, Workshops, etc.       | 0                                   |
| Others (Online courses)                        | 09                                  |

3. No. of conferences organized by the Institution

| Level                       | International | National | State | University | College | Others |
|-----------------------------|---------------|----------|-------|------------|---------|--------|
| Number                      | 17            | 08       | 19    | 10         | 36      | 01     |
| Sponsoring agencies-SV      | 17            | 08       | 19    | 10         | 36      | 01     |
| Sponsoring agencies- Others |               |          | 01    |            | 01      |        |

#### 4. Details of Conference Proceedings

|                        | International | National | Others |
|------------------------|---------------|----------|--------|
| Conference proceedings | 10            | 6        | 1      |

5. No. of faculty served as experts, chairpersons or resource persons: 236

6. No. of research awards/recognitions received by faculty and research fellows of the institute in the year

| Total | International | National | State | University | District | College |
|-------|---------------|----------|-------|------------|----------|---------|
| 35    | 5             | 17       | 6     | 07         | 0        | 0       |

**A brief Report on “Orientation Program for Newly Joined Faculty”**  
**Organized By**  
**Faculty Development Cell & HR Department, Sumandeep Vidyapeeth**  
**Venue: MEU Room, SBKS Medical Institute and Research Centre**  
**Date: 24<sup>th</sup> April 2018**

---

The orientation program for the newly joined was organized by Faculty Development Cell of Sumandeep Vidyapeeth along with Department of HR, SV on 24th April, 2018 at MEU room, SBKS Medical Institute and Research Centre, Sumandeep Vidyapeeth, Piparia. There were 29 newly joined faculties from all the constituent institutions of Sumandeep Vidyapeeth who attended the program. The first session was by Dr. Manoj Sattigeri, Registrar, SV who briefed the participants about the policies of the University. He enthusiastically welcomed all the newly joined faculties to the family of Sumandeep Vidyapeeth. The second session was conducted by Dr. Hetal Pandya, Director, FDC who briefed the participants regarding the policies of FDC and the various incentive schemes. She motivated the newly joined faculties to take the benefit of these policies. Dr. Neeraj Deshpande coordinated the event and proposed the vote of thanks.



## **ACTION TAKEN REPORT**

**(Based on the Plan of Action for the Year 2017-2018)**

| <b>Sr. No.</b> | <b>Plan of Action</b>                                                                                                                                                    | <b>Action Taken Report</b>                                                                                                                                                                                                                                                                                      |
|----------------|--------------------------------------------------------------------------------------------------------------------------------------------------------------------------|-----------------------------------------------------------------------------------------------------------------------------------------------------------------------------------------------------------------------------------------------------------------------------------------------------------------|
| 1              | To motivate & support Institutes to organize national / international level academic program                                                                             | Faculty is being constantly motivated and institutes are given the adequate support for attending and organizing academic programs. The FDC has also developed a policy of incentives for winning prize in paper and poster presentation at various academic events and it is approved by the academic council. |
| 2              | To motivate & support faculties of all institutes to opt for scholarly activities in their own professional or education field like fellowship/short course/diploma etc. | FDC motivates and help the faculty for getting support from university to pursue further courses like fellowship/short course/diploma etc.                                                                                                                                                                      |
| 3              | To review FDC policy & scope of work.                                                                                                                                    | FDC has reviewed its Standard Operating Procedures and other policies which has been submitted and approved by Academic Council.                                                                                                                                                                                |

## **SWOC ANALYSIS**

### **S = Strength:**

- Sincere, hardworking, dedicated team of FDC.  
Good infrastructure facility.
- Continuous review and update in FDC policies.
- Methodical documentation & judicious use of IT.  
Immense support & constant guidance from university authority & management.
- FDP in education technology
- Orientation program for faculty

### **W= Weakness:**

- Time constraint for FDC members.
- Lack of enthusiasm among faculties for such activities.

### **O= Opportunities:**

- Updates in the field of education technology
- Academic events for faculty development
- Motivating faculty to pursue Short term courses/fellowships etc for their development
- To have more academic programs, research and publication in field of education

### **C= Challenges:**

- Time management & multi-tasking by FDC members.
- The application at grass route level.
- Less reporting of academic events organized in proper format

### **PLAN OF ACTION FOR YEAR 2018-2019**

1. To organize FDP in field of advanced techniques in education technology
2. To continue the current practice of motivating the constituent institutes for organizing various academic events
3. To motivate the faculty with necessary support from FDC policy to attend various academic events